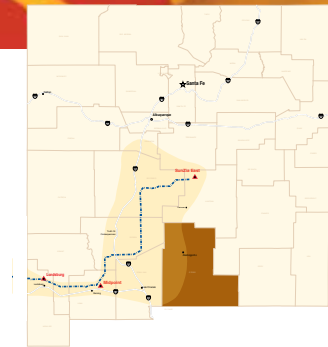












Otero County



SunZia will enable delivery of Otero County's renewable resources. Renewable energy projects enabled by SunZia could request interconnection to SunZia at any point. The University of Arizona and New Mexico State University identified positive economic impacts within Otero County created by SunZia. The following table presents the estimated economic contributions associated with four types of potential renewable projects³ in Otero County.

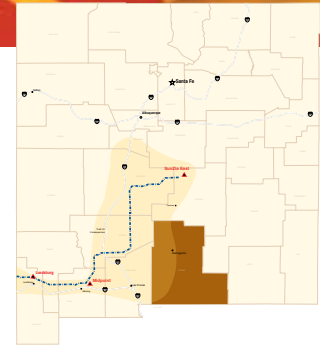


ECONOMIC CONTRIBUTIONS³ AT A GLANCE

| | |  Solar PV 100MW |  Solar Thermal 160MW |  Wind 100MW |  Geothermal 50MW |
|----------------------------|---|--|---|--|---|
| DURING CONSTRUCTION |  Jobs ¹ | 1,380 | 1,015+ | 480+ | 480+ |
| |  Wages & Salaries | \$92.1 million | \$65.3 million | \$29.1 million | \$32 million |
| |  Local Tax Revenues | \$1.0 million | \$0.8 million | \$0.4 million | \$0.4 million |
| DURING OPERATION |  Jobs | 12 | 29 | 8 | 25 |
| |  Annual Wages & Salaries | \$0.8 million | \$1.7 million | \$0.6 million | \$1.7 million |
| |  Local Property Taxes ² | \$22 million | \$34.3 million | \$11.3 million | \$10.3 million |

New Mexico

Since 2007, one out of 18 jobs in New Mexico no longer exists and Otero County's unemployment rate was 7.4 percent in 2010. As an example of the opportunity created by SunZia and based on the table on the reverse, if the County attracts the development of 100 MW of solar PV and 300 MW of wind projects, then the following economic contributions could occur:



- **Over 2,820 jobs¹ during construction**
- **Nearly \$180 million in estimated wages and salaries (including benefits) during construction**
- **Over \$2 million in local tax revenues during construction**
- **Over 35 jobs during operation**
- **Nearly \$2.5 million in estimated wages and salaries (including benefits) during operation**
- **Nearly \$55 million in local property tax revenues²**



SunZia will create job opportunities through construction of two transmission lines, as well as fostering the development of local renewable energy projects.

“We wish to expand the state’s economic development opportunities in New Mexico, by creating transmission capacity and establishing a permanent renewable energy export business.”

New Mexico
Association of Counties,
SunZia Resolution 201007
New Mexico Municipal League,
SunZia Resolution 201050

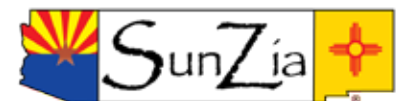
See the full **Economic Impact Assessment⁴** reports at www.SunZia.net

¹ Construction jobs are measured in man-years.

² Accumulated during construction and the first 5 years of operation.

³ Because the number, location and type of potential renewable generation projects are unknown, the economic impact analysis analyzed four specific example projects to estimate economic contributions.

⁴ The information presented herein is based on Scenario 2 and the route combination of Arizona Route A and New Mexico West Route (shown in the Economic Impact Assessment alignment map) within the Economic Impact Assessment report dated April 2011. Economic impact information pertaining to the potential energy generation projects is based on the Economic Impact Assessment Supplement dated April 2011.



Economic Impact Assessment prepared by



The University of Arizona
Tucson, Arizona



New Mexico
State University
Las Cruces, New Mexico